

OSELLA

THE BEST SOLUTION FOR AGRICULTURE

MISTBLOWER ATMT GUN

TECHNICAL FEATURES:

- HOT GALVANISED FRAME
- POLYETHYLENE TANK
- HAND WASHING TANK
- INTEGRATED SYSTEM CLEANING TANK
- WHEELS WITH ADJUSTABLE AXLE
- OUTSIDE SUCTION FILTER WITH VALVE
- DIAPHRAGM PUMP WITH VALVE
- REMOTE CONTROLLED PRESSURE REGULATOR
- HYDRAULIC AGITATOR
- AXIAL FAX Ø 500
- CHECK VALVE NOZZLES
- CENTRIFUGAL CLUTCH
- 2 SPEEDS
- TRANSMISSION WITH NEUTRAL
- 210° HYDR. ORIENTATION
- DEFLECTORS KIT

HORIZONTAL RANGE MT. 35

VERTICAL RANGE MT. 20


POWER ABSORPTION 60 H



210°

www.osellasrl.it

ACCESSORIES ON REQUEST



ELECTRIC PRESS. REGUL.



HYDR. POWDER MIXER ASSEMBLY ON THE FILTER




TANK RINSING NOZZLE KIT



LIGHTING LED KIT



MIXER WITH CONTAINER WASHING



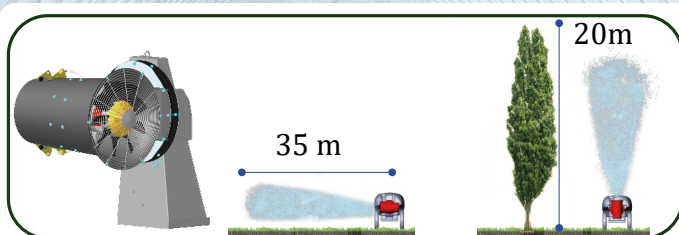
STEERING SHAFT

Mistblower with axial fan suitable for pesticide treatments on tall stem plants, low crops, in greenhouses and for different pest control applications.

The air produced by the axial fan mounted in the Gun is air exiting at relatively low speed but with a good volume and therefore also suitable for small plants in greenhouses and nurseries without causing damage to the vegetation. Possibility of 360° horizontal and 210° displacement of the gun head.

Fit a Ø500 fan with 9 adjustable blades with multipliers at double speed and neutral point and centrifugal clutch. The power required to operate the Gun VNUP is low and therefore it can be mounted on a large tractor range.

Mistblowers both carried and towed GUN model are configurable with a wide high-pressure pump range. Available in the 500, 600, 800, 1000, 1500, 2000, 3000 litre version



Capacity (Lt.)	Fan Diameter (Ø)	Flow Rate (Lt/min)	Motor Power (N)	Tractor Power (Cv)	Dimensions (L x P x H in cm)	Weight (Kg)
500 Lt.	Ø550	105 Lt/min	2+N	≥ 50 Cv	L=115cm P=225cm H=124cm	430 Kg.
600 Lt.	Ø550	105 Lt/min	2+N	≥ 50 Cv	L=115cm P=225cm H=134cm	450 Kg.
800 Lt.	Ø550	105 Lt/min	2+N	≥ 70 Cv	L=150cm P=230cm H=134cm	560 Kg.
1000 Lt.	Ø550	105 Lt/min	2+N	≥ 70 Cv	L=150cm P=230cm H=144cm	570 Kg.
1500 Lt.	Ø550	116 Lt/min	2+N	≥ 70 Cv	L=120cm P=326cm H=138cm	640 Kg.
2000 Lt.	Ø550	116 Lt/min	2+N	≥ 70 Cv	L=130cm P=358cm H=144cm	710 Kg.
3000 Lt.	Ø550	170 Lt/min	2+N	≥ 80 Cv	L=182cm P=400cm H=185cm	1130 Kg.



Follow Us



OSELLA & C srl
 Via Vittoria n°2 26038 Torre de' Picanardi (CR) TEL. +390375-394105
 E-mail: info@osellasrl.it website: www.osellasrl.it